


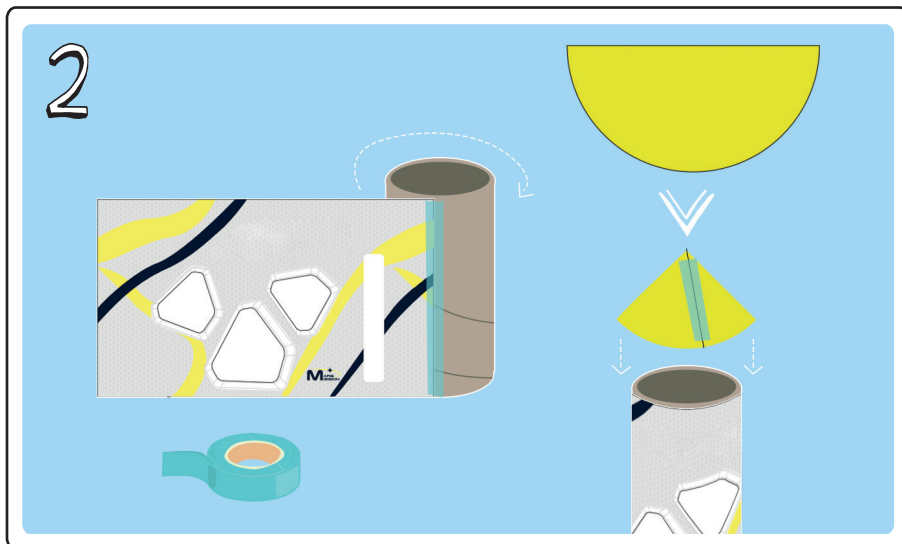
LET'S MAKE AN INVITATION CARD



First, grab some thick paper.

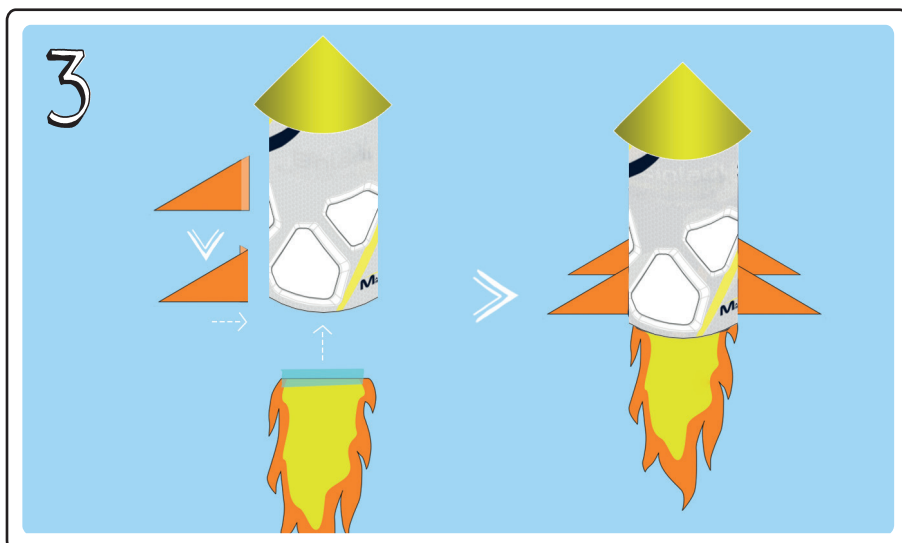
Then, print as many invitations as you need.

Write all the important information about your party on an invitation template and cut the individual parts out.



Use tape to glue the invitation card around a cardboard roll.

Fold the yellow semicircle to form a hat shape, and attach it to the top of the roll.



Then, cut out the four orange triangles and attach two to each side of the roll.

Finally, cut out and attach the fire piece to the bottom of the roll. The rocket invitation is ready!

Have fun!
Your PLAYMOBIL team.

