



HOW TO MAKE A PLAYMOBIL PENNANT PARTY STREAMER



Before you print your party streamers, make sure you have some strong paper so that they're sturdy.


Print the artwork with the pennants on a colour printer.

Cut the pennants and fold them along the line in the middle so that they have a front and back.



Now you can hang the pennants over a cord. Leave some space in between the single pennants.

Glue the blank inner sides of the pennants together so they won't fall down.



Your pennant party streamer is ready!

Have fun!

Your PLAYMOBIL team

