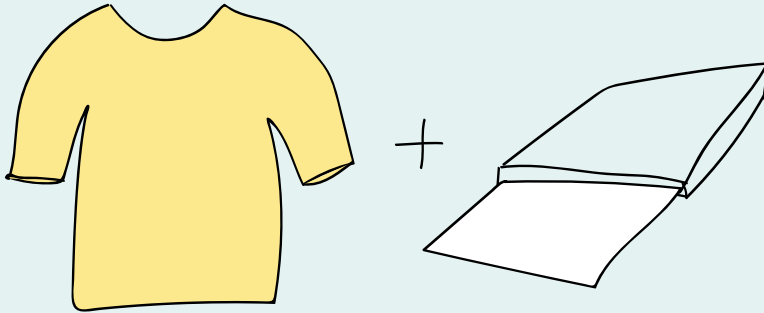


MY PLAYMOBIL T-SHIRT!


1



You will need to purchase a T-shirt in your size and fabric transfer paper. †


Tip: The transfers are best used on light-colored fabrics. If you have a dark T-shirt, make sure to use special paper for dark textiles.

2



First, print the template on the transfer paper according to the instructions. Cut out the design along the lines and place it at the desired position on the T-shirt.

3



Then, iron the design onto the T-shirt.

Tip: Get help from an adult to iron on the design. Always follow the instructions on the manufacturer's packaging.

Have fun!
Your PLAYMOBIL Team

