




LET'S PLAY CHILDREN'S HOSPITAL: HEALTH CARD

With these templates, you can make health cards for your visit at the PLAYMOBIL Children's Hospital. Cut out the cards and fill in your name and the date of birth. Then, glue one of the PLAYMOBIL pictures or a photo of your own into the small „photo“ box - finished! Now, you are ready for your next trip to the children's hospital.

Health Card

PHOTO




Name _____

Date of birth _____

Health Card

PHOTO




Name _____

Date of birth _____

Health Card

PHOTO




Name _____

Date of birth _____

Health Card

PHOTO



Name _____


Date of birth _____





LET'S PLAY CHILDREN'S HOSPITAL: PRESCRIPTION











To get healthy again, your little patients need medicine, ointments, or patches. Fill in a prescription for the required medicine and put it with the other documents in the health file.




Prescription

Name	You need:
Age	
Diagnosis	

Date, Signature






Prescription










Name	You need:
Age	
Diagnosis	

Date, Signature




Prescription

You need:



Name	Diagnosis	Date, Signature
Age		



Prescription

You need:

Name	Diagnosis	Date, Signature
Age		