





LET'S PLAY CHILDREN'S HOSPITAL HEALTH CARD

With these templates, you can make health cards for your visit at the PLAYMOBIL Children's Hospital. Cut out the cards and fill in your name and the date of birth. Then, glue one of the PLAYMOBIL pictures or a photo of your own into the small „photo“ box - finished! Now, you are ready for your next trip to the children's hospital.

PHOTO




Health Card




Name

Date of birth

PHOTO




Health Card




Name

Date of birth

PHOTO



Health Card



Name

Date of birth

PHOTO





Health Card



Name


Date of birth





LET'S PLAY CHILDREN'S HOSPITAL PRESCRIPTION:

To get healthy again, your little patients need medicine, ointments, or patches. Fill in a prescription for the required medicine and put it with the other documents in the health file.







Prescription

Name





Age





Diagnosis

You need:




☐☐☐☐





Date, Signature



Prescription


Name

Age

Diagnosis











You need:

Date, Signature



Prescription

You need :




Name

Age

Diagnosis

Date, Signature



Prescription

You need:

Name

Age



Diagnosis

Date, Signature



LET'S PLAY CHILDREN'S HOSPITAL X-RAY IMAGES

Here are the X-ray results of your patients. Mark the injured area with a pen. You can keep the X-ray in your file, along with the health card and the prescription for medication.





LET'S PLAY CHILDREN'S HOSPITAL: HEALTH FILE



Cut out the cards on the outer edge and fold them in the middle. Now you can enclose the documents for your patients and have them always at hand.



LET'S PLAY CHILDREN'S HOSPITAL: HEALTH FILE



Cut out the cards on the outer edge and fold them in the middle. Now you can enclose the documents for your patients and have them always at hand.